




Utilization Monitor for Sugar for SUGAR®

Are you looking for actionable insight into how your team is using Sugar? The Utilization Monitor for Sugar enables managers and supervisors with valuable optics into what their CRM users are doing within the platform.

A must-have user adoption driver, the Utilization Monitor for Sugar, provides a real-time visual dashboard of the critical business activities managers need to track their CRM platform usage.



818 280.4820

A U R S S

- Track users' interaction with Sugar
- % Compare usage between users and user groups
- % See how usage is changing over time
- % See when a user isn't using a feature
- % Customizable weighting of activities allows adapting to clients individual needs
- % Display usage stats on a custom dashboard

Designed for Sugar®

Created with the newest version of Sugar® in mind, the Utilization Monitor is built to take full advantage of the software's latest updates.

Support You Can Count On

Designed and maintained by FayeBSG, the Utilization Monitor is backed by one of the best support teams in the Sugar® community.